



— ASPECT™ —
WINDOWS
ENERGY SAVINGS, SIMPLIFIED

THE PROFESSIONAL WAY

ProVia® has developed a competitive position by catering to a niche market that demands a high degree of customization coupled with superior quality. You will find attention to detail is what our customers have come to appreciate and expect from us. We're building your windows and our company to last a lifetime...that's **The Professional Way**.

**MULTI
TIME**

Partner of the
Year Award



90%+ of Windows and Doors
are ENERGY STAR®
Certified

40+ Professional-Class
Exterior Building
Product Lines

DOORS • WINDOWS • SIDING • STONE



6 Facilities in the United States

750+
Associates Nationwide

Our Mission:

— TO SERVE, BY CARING FOR —
DETAILS
IN WAYS OTHERS WON'T

Doing Business Since

1977

19

Core Values

200+

Metric Tons of CO²
Saved Annually

400+ Tons

of Aluminum, Brass and
Steel Recycled Annually

Visit provia.com or download our iPad app to
explore all of ProVia's products and options.





TABLE OF CONTENTS

Why Choose Vinyl.....	2
Standard Features	3
Screen Options	4
Window Types.....	6
Color Options	11
Hardware Finishes	12
Glass Packages	16
Privacy and Tint Glass Options.....	17
Grid Options	19
Internal Blinds	20
MasterFit™ Trim.....	23
iPad App.....	24

WHY CHOOSE VINYL

YOUR VERSATILE WINDOW SOLUTION



Aspect™ windows are constructed of SunShield® vinyl, made with a compound proven to perform better than alternative building materials. Vinyl ensures long-lasting color retention and low maintenance, plus the added confidence of a warranty against rotting, cracking, pitting, corroding and peeling. The vinyl is resistant to rot, insect and microbial damage, never requires painting and is easy to clean.

Low Maintenance

Vinyl windows are the low-maintenance choice for residential use.

Superior Weatherability

SunShield vinyl is uniquely formulated to withstand the harsh effects of weather, UV light and southern exposure.

Color Retention

Pharmaceutical-grade compounding and blending systems provide consistency, so you can rely on superior color and weatherability.

Designed to Perform

Industry partnerships and ongoing research into new technologies ensure the vinyl compound exceeds industry standards, outperforms the competition and works together to offer best-in-class technology.

Uncompromising Quality and Performance Testing

SunShield vinyl meets or exceeds the standards for strength and color retention established by the American Architectural Manufacturer's Association (AAMA).

STANDARD FEATURES

WHAT TO EXPECT WITH YOUR ASPECT WINDOW

Aspect windows can be completely customized to fit your exact style. Everything from the size of the window, the color, hardware finishes, glass packages and trim options can be chosen by you.

Design the windows for each room in your house differently, or if you prefer a simple, seamless look, your windows can all be the same. The design options available to you are virtually endless. The features below are standard on all Aspect window styles.

3¼" Frame Depth

SunShield® Vinyl

¾" ComforTech™ DLA for Dual Glaze

1" ComforTech TLA or
TLK for Triple Glaze (Upgrade)

Optimized Wall Placement for Exceptional
Thermal Performance

Notched Accessory Grooves for Ease of Installation
of Interior and Exterior Trim

Welded Frame and Sash Construction

Barrier-Fin and Bulb Weatherstripping

Roll Formed Aluminum Screen Frame with
BetterVue® Fiberglass Mesh



LIFETIME
— LIMITED WARRANTY —

SEE THE VIEW, NOT THE SCREEN


UNDERSTANDING YOUR SCREEN OPTIONS

BetterVue® Fiberglass Screen

Your Aspect™ window will come standard with a roll-formed screen frame with BetterVue fiberglass mesh. This screening product does for windows what high-definition technology has done for television viewing - it maximizes the view by making it sharper and more brilliant.

Your BetterVue fiberglass screen can be easily removed for regular cleaning and maintenance around the house. This screen is great for pool and patio enclosures to help keep the bugs out while maintaining high visibility. BetterVue screens provide great curb appeal, an enhanced view, increased insect protection and improved airflow. These screens are also very durable and flame retardant.

Standard Insect Screen



BetterVue Screen



OTHER SCREEN OPTIONS

FlexScreen®

This nearly indestructible screen with a hidden frame is available with either BetterVue or Heavy Duty mesh.



Simple Design
Easy to Use
Damage Resistant

Beautifully Invisible Frame
Lifetime Limited Warranty

SeeVue® Stainless Steel Screen

Much stronger than the standard insect screen, this stainless steel screen is excellent for window and patio door applications. It is black coated for improved visibility and allows superior airflow.

If you're looking for a stronger alternative to the BetterVue screen, upgrade to a SeeVue. This screen mesh is available in an extruded aluminum or roll-formed frame.



CHOOSE YOUR WINDOW TYPE

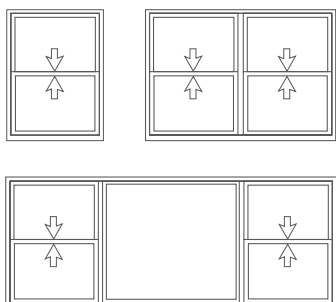
DOUBLE HUNG



Double hung windows are ideal in every room of the house since they are easy to open and clean. Both sash tilt inward, while the screen stays in place. Put two or more double hung windows in a row to create an aesthetically appealing look.

Features

- Roller-Tilt® Balance System
- Exterior Glazing
- Cove Sash Profile
- Triple Weatherstripping
- Two Surface Mounted Sculptured Sweep Locks and Tilt Latches
- Dual Vent Locks
- INNERGY® Thermal Sash Reinforcements




SLIDER



Slider windows are another classic found in many homes. These windows work well above the kitchen sink or in any room where ventilation is important. Slider windows work great by themselves or paired with picture windows.

Features

- Brass Rollers
- Exterior Glazing
- Cove Sash Profile
- Dual Weatherstripping
- Two Surface Mounted Sculptured Sweep Locks
- INNERGY® Thermal Sash Reinforcements
- Vent Lock
- Anchor Stops (standard on 3-Lite Sliders)



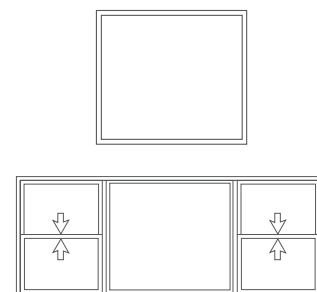
PICTURE



Picture windows are perfect for any room with a view. They help capture the beauty that surrounds your home, while complementing other windows. Pair several picture windows together to bring in the beauty of the outdoors.

Features

- Fully Welded Frame
- Direct Set Glass
- Interior Glazing
- Sloped Sill




CASEMENT & AWNING



Casement and awning windows add style and flair to your home, allowing the perfect amount of ventilation desired. Group casement and awning styles together to create a beautiful wall of operational windows.

Features

- Exterior Glazing
- Square Sash Profile
- Multi-Point Locking Hardware
- Washability Hinge (Casement)
- Quick-Release Dual Arm Operator (Awning)
- Optional Simulated Double Hung Meeting Rail (Casement)
- Fold-Away Handle




HOPPER



The hopper window is perfect for a basement, bathroom or laundry room, giving you adequate ventilation and natural light. These windows help add curb appeal to your home, providing light in a space that may otherwise be very dark.

Features

- Durable Top Mounting Lock and Hinge
- Available in White only
- Size Limits:
 - Width:
 - 16" to 30" with one handle
 - 30" to 48" with two handles
 - Height:
 - 12" to 32"




ARCHITECTURAL SHAPES



Architectural shapes will complement your home's unique style, while allowing more natural light to brighten up your space. Shaped windows look great above other styles of windows or they can easily accent a patio door.

Features

- Fully Welded Frame
- Direct Set Glass
- Wide Range of Shapes Available
- Optional Operating Octagon Shaped Window



See price list for more options and configuration styles.

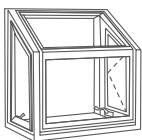
GARDEN



The garden window looks great in a kitchen, bathroom or den, providing a perfect place for decorative accents or foliage and herbs. This unique window style not only allows more light in, but also helps open up your room.

Features

- Top Sloped Tempered Insulated Glass
- Completely Assembled with Unfinished 1¼" Oak Veneer Head, Jamb & Seat Board
- White and Beige Laminate Head, Jamb and Seat Board Available as an Upgrade
- Snap-In Corner Slope Closure Profile Seals Tight
- Twin Sealing, Fully Screened Operating Casements with Exterior Glazing
- Easy Access Dual-Point Locking Operator
- Fold-Away Handle
- Fiberglass FlexScreen®



BAY & BOW



Bay and bow windows look amazing in a living room or master suite, giving you the versatility to choose a combination of picture, double hung or casement windows. The seat on a Bay or Bow window is a great place to sit and read or just enjoy the view.

Features

- Bay: 3-Lite Unit with 2 Operable Windows with Screens
- Bow: 3, 4, 5 or 6-Lite Units with 2 Operable Windows with Screens

Roof Kits Available in wood, painted aluminum and copper.



Bay Window - Hip Style Roof



Bow Window - Hip Style Roof



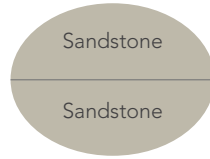
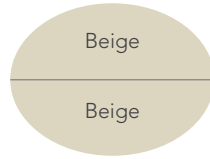






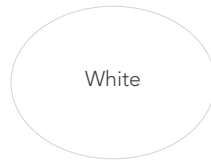
CHOOSE YOUR COLOR

Vinyl Window Colors



TUFTEX Smooth Cladding Colors

Aluminum trim coil with mar-resistant smooth finish



Garden windows only available in White and Beige.
Hopper windows only available in White.

CHOOSE YOUR HARDWARE FINISH

Double Hung and Slider Windows

Standard Finishes



White

Beige

Sandstone

Optional Decorative Finishes with DualTech™ Integrated Tilt Latches



Antique Brass

Satin Nickel

Flat Bronze

Casement and Awning Windows

Standard Finishes



White

Beige

Sandstone

Optional Decorative Finishes



Antique Brass

Satin Nickel

Flat Bronze

White, beige or sandstone interior windows come standard with matching hardware.





ENERGY SAVINGS, SIMPLIFIED





WHICH GLASS PACKAGE IS RIGHT FOR YOU?


FEATURING COMFORTECH™ WARM EDGE GLAZING SYSTEM

Most of your new window is glass. That's why we use the ComforTech Warm Edge Glazing System featuring Super Spacer® on all Aspect™ windows. This gives you less heat loss, warmer glass temperature and reduced interior condensation. All ComforTech products have passed stringent testing and are IG Certified to ensure seals are durable and will not leak.



The No-Metal Advantage

Thermal efficiency through no presence of conductive metals is the Super Spacer hallmark.



Mylar 10-Layer Vapor Barrier

The Super Spacer thermoset foam matrix is exceptional. Moisture is kept out, gas is kept in and conductivity is virtually nonexistent.



Lasting Appearance

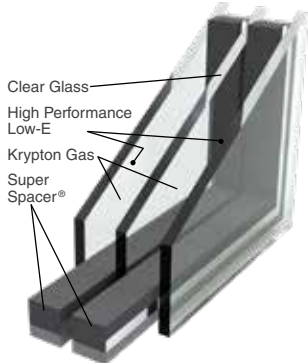
Our Warm Edge Glazing System stands up to the natural bending and bowing from temperature changes, barometric pressure and wind load.



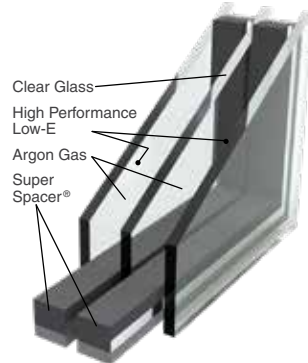
Enhanced Noise Reduction

The all-foam formula's excellent sound dampening properties reduce outside noise, even in industrial environments.

ComforTech™ TLK



ComforTech™ TLA



ComforTech™ DLA-HC



ComforTech™ DLA



WHAT'S THE DIFFERENCE?

Krypton Gas

- Lowest conductivity of any gas used
- Raises the inner glazing temperature
- Inert to glass coatings, heat and spacers
- Performs best in small chambers

Argon Gas

- Lower conductivity insulates better than air
- Sunlight stable, non-corrosive and non-toxic
- Chemically inert to UV radiation

ADD EXTRA PRIVACY AND TINT TO YOUR WINDOW

Privacy Options

Choose from five different types of glass if you need light to filter in, yet want to maintain privacy. These glass styles look great in bathrooms or any room where privacy is important. Regardless of where it is used, privacy glass reduces the likelihood of needing extra window coverings.



CHINCHILLA



TAFFETA



WATERFALL



GLUECHIP



OBSCURE PEBBLE

Actual privacy levels will vary depending on your distance from the glass and also the amount of light in the room in comparison to the light outside your home. For extra privacy, choose two panes of privacy glass, rather than just one.

Tint Options

Our tinted glass can help reduce UV transmittance, solar heat gain and glare. Tinted glass options can give a room a whole new look. Each color has its own unique set of benefits. Be sure to choose the right one for you.



Solargray® Gray Tint

- Excellent glare control
- Exceptional protection against interior fabric and color fading
- Ultraviolet light protection



Solexia® Green Tint

- Subdues interior brightness
- High visible light transmittance



Solarbronze® Bronze Tint

- High visible light transmittance
- Warm glow to interior decors
- Complements brick and stone facades
- Exterior subtle richness



Azuria® Blue Tint

- Low shading coefficient
- High visible light transmittance
- Solar performance (reduces solar heat gain)



STYLE YOUR WINDOW WITH GRIDS

The style of grids you choose can make a big impact on your home's appearance. Grids look great on the front side of a house or in accent windows throughout the home. You can choose from internal or external grids and several grid patterns including variations of Cottage, Colonial and Prairie styles



External Grids

Simulated Divided Lites (SDL)

Grids are applied to the glass on both the interior and exterior of the window.

Internal Grids

If you want grids, but prefer not to clean around them, opt for internal grids so you get the same look and feel, without the hassle.



Contoured

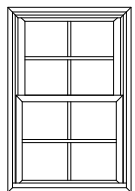


Flat

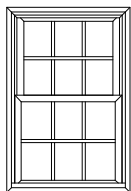


Pencil

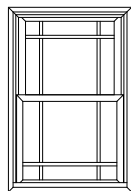
Available in Satin Nickel, Brass and Bronze



Cottage



Colonial



Prairie

Internal and external grids are available in many configurations of Cottage, Colonial and Prairie styles.



Triple Glazed Glass

Internal grids with triple glazed glass are placed between two glass panes with the added efficiency of a third pane.



Double Glazed Glass

Internal grids with double glazed glass are placed between two panes of glass.

ADD INTERNAL BLINDS

If cleaning dusty blinds makes you cringe, be sure to add internal blinds to your windows. These blinds are made with sturdy, white aluminum and are custom-fit to the exact dimensions of each window.

Perfect for every room in your house, internal blinds can be lifted up to allow in maximum light or they can be tilted to offer some light while maintaining privacy needed in bedrooms or bathrooms.



Blinds can be added to Double Hung (top, bottom, or both sashes), Casement, Awning, Picture and Slider windows.

Internal Blinds come with a 10-year warranty.

Allow for additional lead time on your window order.







FINISH YOUR WINDOW WITH MASTERFIT™ TRIM

Add the finishing touch to the interior of your windows with the MasterFit trim system, complete with assembled frame extensions that interlock with mortise and tenon casing. Our MasterFit trim system guarantees a precise, custom-fit and long-lasting factory applied finish.



Profile Options



2½" Modern Profile 2½" Colonial Profile 3½" Colonial Profile 3½" Flat

Additional Interior Trim Options



Traditional Interior Stop 1¾" W x ½" H Jamb Extension 2½", 4½", or 5½" W x ¾" H Stool 3½" or 5½" W x 1" H Shoemold Interior Stop ¾" W x ½" H Rosette 3/8"

Interior Stain Finishes

Oak



Cherry



Maple



Interior Paint Finishes

Poplar



Always refer to our color selector for accurate color representation.

CREATE YOUR DREAM HOME

WITH PROVIA'S EXTERIOR HOME DESIGN TOOL FOR iPad

Use this powerful visualization engine to configure doors and windows or select from ProVia's impressive collection of vinyl siding and manufactured stone styles. Or, view brochures, videos and photo galleries.



AN iPad APP FULL OF FUNCTIONALITY!

- Door and Window configuration tools
- Vinyl Siding profiles, colors and accessories
- Manufactured Stone styles and colors
- View videos, photo galleries and brochures
- Locate a ProVia dealer



PROVIA

Visit the App Store to download your free ProVia app today!



Visualize Your Design



Design Products with
Advanced Features



Browse Catalogs &
Photo Galleries



"To serve, by caring for details in ways others won't." It's not just our mission, but a way of letting our light shine every day at ProVia®. We continually strive to put these words into action by providing unmatched quality and service. The P-icon symbolizes each employee's commitment to devoting the utmost care, pride and quality into each building product we manufacture...it's The Professional Way.



At ProVia, we manufacture energy efficient products and exercise corporate environmental stewardship by recycling, reducing pollution emissions and much more. In fact, our company has received repeated awards from the Environmental Protection Agency such as Partner of the Year - Sustained Excellence for outstanding efforts in energy savings.



Doors • Windows • Siding • Stone
provia.com

© 2018 ProVia
P-MK-02700-18 • 4/18

Distributed by: