



— **ASPECT**[™] —
PATIO DOORS
ENERGY SAVINGS, SIMPLIFIED

PROVIA BUILDS PATIO DOORS THE PROFESSIONAL WAY

ProVia® has developed a competitive position by catering to a niche within the patio door market that demands a high degree of customization coupled with outstanding quality. Our company defines the products that meet this demand as “professional-class.”

We have found success by adhering to a set of core values that guide us to develop rewarding, long-term relationships with our employees, customers and homeowners.

— WE SERVE, BY CARING FOR —
DETAILS
IN WAYS OTHERS WON'T

IT HAS LED US TO EXACTING STANDARDS

If you ask around, you'll find attention to detail is what our customers have come to appreciate and expect from the ProVia brand. Our company is family-owned and faith-based with an intense focus on producing Professional-Class products.

ProVia feels so strongly about the performance and workmanship of our new patio door system—built by skilled craftspeople with state-of-the-art manufacturing processes—that it's backed with a Lifetime Limited Warranty. The warranty is even transferable to a subsequent owner. You can visit our website provia.com for details.

We're building your patio doors and our company to last a lifetime...that's The Professional Way.



AN UNCOMPLICATED APPROACH TO COMFORT

The Aspect™ Patio Door Series has been independently tested to meet strict energy efficiency standards and is ENERGY STAR® Certified. Aspect brand patio doors come standard with ComforTech™ Warm Edge Glazing, a high-tech glass package that measurably improves thermal performance—for less heat loss, warmer glass temperatures and reduced interior condensation.



FINDING YOUR
**COMFORT
ZONE**

You could be using much less energy to stay warmer in the winter, cooler in the summer, and just be more comfortable all year round.

Aspect patio doors give you the comfort of exceptional energy efficiency, while displaying remarkable beauty.

PEACE OF MIND



We understand the importance of being comfortable. Therefore, we guarantee what we manufacture. So relax knowing that we have you covered with one of the best warranties in the market.

Our Lifetime Limited Warranty on materials and workmanship includes glass breakage and seal failure and is transferable to one subsequent owner. Visit our website provia.com for more details.





— ENERGY STAR® CERTIFIED PRODUCTS —

A SMART CHOICE

SAVE ENERGY • PROTECT OUR ENVIRONMENT



Aspect Patio Doors with Standard Configuration Meet ENERGY STAR Certification Criteria Nationwide

ENERGY STAR is a U.S. Environmental Protection Agency (EPA) voluntary program that helps businesses and individuals save money and protect our climate through superior energy efficiency.

ProVia® is committed to manufacturing Aspect patio doors using the highest quality frame and sash designs along with energy efficient glazing systems.

ProVia also promotes up-front verification to ensure our products meet or exceed the EPA's certification, and that your new patio door will provide the exact energy efficiency you expect from ProVia.

HIGHER PERFORMANCE

ASPECT™ MEANS QUALITY, DURABILITY AND ENERGY EFFICIENCY

With ProVia® patio doors, you come out ahead. Your real comfort comes when you discover just how well your patio door keeps unwanted heat and cold out of your home. Aspect components are inventively designed and come together to create one of the most energy efficient patio doors on the market today.

The frame and sash construction exceed industry standards and are tested against the most stringent requirements for air and water infiltration, wind load resistance, ease of operation, forced entry and much more.



We can stop those wasteful drafts

When you feel air moving through your patio door, you know you're not only wasting energy, you are losing hard-earned money. Aspect patio doors work constantly to reduce air infiltration with weatherstripping.



True maintenance freedom

Performance at ProVia goes beyond superior energy efficiency. Aspect patio doors are also designed to require very little maintenance. The vinyl in the frame and sash resists chipping, cracking, peeling, pitting or blistering.

CERTIFIED
WIND LOAD PRODUCTS

Meet or exceed testing standards required by the Florida Building Code.



IMPACT SHIELD
PRODUCTS

Feature laminated glass and can withstand repeated blows from wind-borne debris or unwanted intruders.



ENERGY STAR [®] Certified In All 50 States.			
Does this door meet the criteria for its glazing level? (Check only one box)			
For:	U-Factor	SHGC	Yes
Opaque	≤ 0.21	Any	
1/2 or 3/4 Lite	≤ 0.27	≤ 0.30	
1/2 or Full Lite	≤ 0.32	≤ 0.30	<input checked="" type="checkbox"/>
 ProVia Aspect 2-Lite Patio Door Comfortech DLA Double Glaze - Low-E w/Argon Frame: Vinyl NATIONAL PERFORMANCE RATING COURSE CERTIFIED			
ENERGY PERFORMANCE RATINGS			
A U-Factor (U _g)	0.29	B Solar Heat Gain Coefficient (SHGC)	0.25
ADDITIONAL PERFORMANCE RATINGS			
C Visible Transmittance	0.52	D Air Infiltration (ACH50)	≤ 0.3
E Condensation Resistance	60		
<small>Manufacture identifies that these ratings conform to applicable NFRC procedures for determining energy product performance. NFRC ratings are determined for a base set of environmental conditions and is specific product type. NFRC does not guarantee any product and does not warrant the suitability of any product for any specific use. Consult manufacturer literature for other product performance information. ©2016 NFRC</small>			

ENERGY STAR - NFRC Label - What You Need to Know

- A U-Factor** – Insulating value of the entire window system. Lower numbers reflect better insulating value.
- B Solar Heat Gain Coefficient (SHGC)** – Amount of heat from the sun passing through the glass. Lower numbers show glass is keeping heat from entering your home.
- C Visible Transmittance** – Amount of visible light passing through the glass. Higher numbers show glass is allowing more light to enter your home.
- D Air Infiltration** – How much air is entering or escaping through the window. Lower numbers show air is kept from entering or escaping.
- E Condensation Resistance** – Amount of moisture it takes for glass to condensate when exposed to extreme interior and exterior temperature changes. Higher numbers show better resistance to condensation.

CONSTRUCTION

The Aspect patio door's standard features are simplified to what matters most.



Aspect Patio Door 72" x 82"

Test	Test Specification	Results
Air	AAMA/WDMA/CSA 101/1.S.2/A440-08 par. 5.3.2.2 & ASTM-E283-04	0.04 cfm/ft ²
Water	AAMA/WDMA/CSA 101/1.S.2/A440-08 par. 5.3.3.2 & ASTM-E547-00 (2009)	9.00 psf
Structural	AAMA/WDMA/CSA 101/1.S.2/A440-08 par. 5.3.4.3 & ASTM-E330-02 (2010)	R-DP55 148mph

Test data is a result of sizes shown, configurations and lab conditions of a certified independent third party laboratory.

Galvanized steel reinforced panels ensure rigidity and stable operation.



Sill is reinforced with galvanized steel. Pair that with our patented water draining system, and the results are an efficient and durable base for our patio door.

Strong, multi-chamber profiles and 5 3/8" frame depth offer greater thermal efficiency and increased sound abatement.




Suspended by ball bearing rollers this top-hung heavy duty aluminum screen frame with BetterVue® fiberglass mesh reduces binding, creating effortless operation.

The vent lock adds peace of mind when you want to leave the door open for ventilation yet keep would-be intruders out.



Patented sliding system features four adjustable 1" wheels per operating panel to ensure smooth, easy and quiet operation.


Spring-loaded latch system automatically engages upon closing. Latch also includes interior locking feature. BetterVue fiberglass mesh is standard; heavy-duty fiberglass, stainless steel or aluminum mesh is optional.



Fixed and mobile panel rails meet and interlock perfectly, making removal from the outside virtually impossible. Lower sill design provides safer entry and exit.


Colors

Patio doors are available in White, Beige and Sandstone.



TUFTEX Smooth Cladding Colors

Aluminum trim coil with mar-resistant smooth finish.

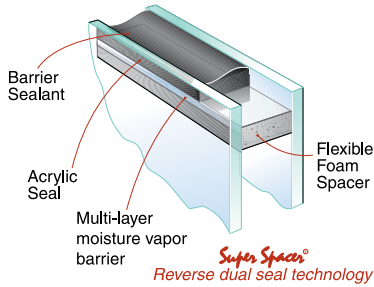


Optional AccuVent™ is ProVia's proprietary design featuring a sash lever combined with a top mounted ratchet and lock system allowing multiple venting locations and peace of mind. Available with optional decorative finishes for sash lever.

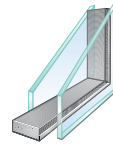
GLASS

LIFETIME
 – LIMITED WARRANTY –
 Includes Glass Breakage
 and Seal Failure

Most of your new patio door is glass...that's why we feature the ComforTech Warm Edge Glazing System featuring Super Spacer on all Aspect™ patio doors. This offers you reduced heat loss, warmer glass temperature and reduced interior condensation. All our ComforTech products have passed stringent testing and are IG Certified to insure our seals are durable and will not leak.

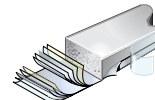


ComforTech™
 Warm Edge Glazing System



The No-Metal Advantage

Thermal efficiency through no presence of conductive metals is the Super Spacer hallmark.



Mylar 10-Layer Vapor Barrier

The Super Spacer thermoset foam matrix is exceptional. Moisture is kept out, gas is kept in and conductivity is virtually nonexistent.



Aspect™ Patio Door ComforTech™ Glass Package	R-Value	U Factor	SHGC	Visible Light	UV Transmittance
1" INSULATED GLASS UNIT					
ComforTech DC	2	0.49	0.76	81%	59%
ComforTech DLA	4	0.26	0.40	72%	20%
ComforTech DLA-UV	4	0.26	0.27	64%	5.9%
ComforTech DLA-HC	5	0.21	0.38	68%	19%
ComforTech DLA-UV-HC	5	0.21	0.26	60%	5.2%
ComforTech TLA	6	0.17	0.34	59%	6.9%
ComforTech TLA-UV	6	0.16	0.24	45%	0.7%
ComforTech TLK	9	0.14	0.34	59%	6.9%
Comfortech TLK-UV	9	0.13	0.24	46%	0.7%

Above chart reflects center of glass data. Refer to our thermal performance calculator on our website for NFRC and climate zone criteria.



Lasting Appearance

Our Warm Edge Glazing System stands up to the natural bending and bowing from temperature changes, barometric pressure and wind load.



Enhanced Noise Reduction

Our all-foam formula's excellent sound-dampening properties reduce outside noise, even in industrial environments.

Why Less Condensation Is Important



Condensation is unsightly and can damage wood trim and walls.

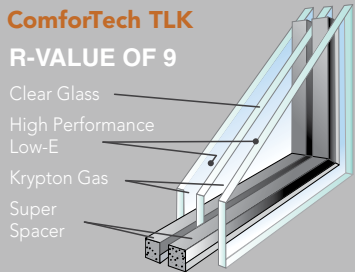
In winter, many people humidify their homes. If they didn't, health

and skin complexions would suffer. However, increasing humidity can cause window condensation.

Condensation can also be caused by traditional, highly-conductive metal spacers, leading to lower perimeter edge temperatures. As a result, negative consequences can occur such as:

- Damaged wood, peeling paint and rotting frames
- Can contribute to mold growth
- Looks unsightly

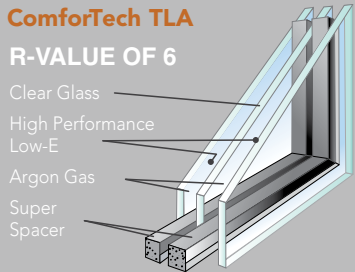
ComforTech TLK
R-VALUE OF 9



- Clear Glass
- High Performance Low-E
- Krypton Gas
- Super Spacer

- Ultimate energy savings in a triple glazed unit
- High Performance Low-E coating applied to two panes of glass
- Both insulating chambers are filled with Krypton gas
- 1" IGU thickness

ComforTech TLA
R-VALUE OF 6



- Clear Glass
- High Performance Low-E
- Argon Gas
- Super Spacer

- Combat colder weather with triple glazing
- High Performance Low-E coating applied to two panes of glass
- Both insulating chambers are flooded with Argon gas
- 1" IGU thickness

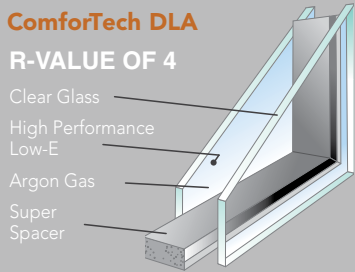
ComforTech DLA-HC
R-VALUE OF 5



- High Performance Low-E
- Hardcoat Low-E
- Argon Gas
- Super Spacer

- Enhanced double glazed package
- High Performance Low-E coating applied to one pane of glass
- Hardcoat Low-E applied to one pane of glass offering better solar heat gain performance
- Space is flooded with Argon gas
- 1" IGU thickness

ComforTech DLA
R-VALUE OF 4



- Clear Glass
- High Performance Low-E
- Argon Gas
- Super Spacer

- Enhanced double glazed package
- High Performance Low-E coating applied to one pane of glass
- Space is flooded with Argon gas
- 1" IGU thickness

- All R-Values are based on center of glass calculations using software from Lawrence Berkeley National Laboratory.


HARDWARE




Hardware

Our Aspect™ Series patio doors come standard with multi-point mortise lock hardware.

Optionally available C-Keyway that can be keyed alike to entry doors.



Standard Hardware



Optional Hardware with Keylock



*Flat Bronze coordinates (but is not an exact match) with Aged Bronze accessories.



GRIDS




Internal Grids

Available on all patio door styles. Additional grid patterns available, see price list for more information.



Internal Grids (Triple Glazed Glass)

Internal Grids with triple glazed glass are placed between two glass surfaces with the added efficiency of a third pane.



Internal Grids (Double Glazed Glass)

Internal Grids with double glazed glass are placed between the two panes of glass.

Grid Types




Contoured



Flat

Colors



Sample Grid Patterns



Colonial 2V5H



Cottage 1V2H



Single Prairie



Cottage TS-2V1H



Double Prairie Grids

OPTIONS

Aspect™ Series options allow you to customize your patio door with the look you want.

Internal Blinds*

- Blinds tilt, raise and lower using the convenient fingertip adjustment slides
- Easy to clean; no more dusting of blinds
- Available in White blinds only
- Available in 1, 2, 3 and 4 lite models (N/A in 50" x 80" or 96" x 80" sizes)



*Internal Blinds provide exceptional privacy and light control.

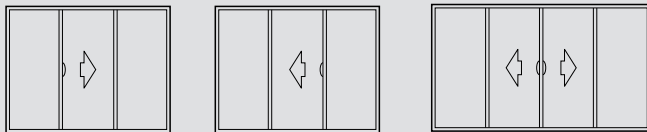
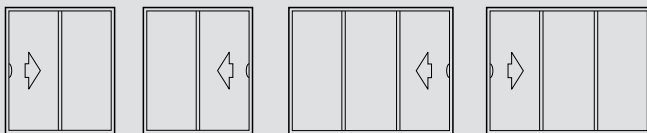


Blinds with LowE on surface 2 & 4 are ENERGY STAR® Certified nationwide.


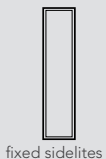


Configuration

Available in 2, 3 or 4-panel configurations and standard or custom sizes. All 8' wide units can be ordered assembled or knock-down.



O = Fixed X = Operable



CERTIFIED WIND LOAD PRODUCTS

Only available in 2-panel configuration in Certified Wind Load regions. Sidelites and transoms must be installed in a separate opening or use approved engineering mulls.




IMPACT SHIELD
PRODUCTS

Only available in 2-panel configuration in Impact Shield regions. Sidelites and transoms are NOT available.

GLASS OPTIONS

Privacy Options

In some situations, your home requires the addition of Privacy glass to allow light to filter in, while keeping a high level of privacy.



Tint Options

Our tinted glass can help reduce on UV transmittance, solar heat gain and glare.



Gray Tint (Solargray®)

- Excellent glare control
- Exceptional protection against interior fabric and color fading
- Dark gray appearance
- Solar Performance (reduces solar heat gain)
- Ultra Violet light protection



Green Tint (Solexia®)

- Light green tinted glass
- Subdues interior brightness
- High visible light transmittance



Bronze Tint (Solarbronze®)

- Solar Performance (reduces solar heat gain)
- Reduces glare
- High visible light transmittance
- Warm glow to interior decors
- Complements brick and stone facades
- Exterior subtle richness



Blue Tint (Azuria®)

- Beautiful aquamarine appearance
- Low shading coefficient
- High visible light transmittance
- Solar performance (reduces solar heat gain)

ACCESSORIES

ProVia® offers many exterior accessories to achieve a completely finished look for your home. Can be ordered factory-installed or shipped loose. Available in White, Beige or Sandstone.



Brickmold Nail Fin with J-Channel



Brickmold with J-Channel



Double Cover



Groove Nail Fin



Nail Fin



Nail Fin



Interior Trim



0° Mullion



Stucco Flange

OUR PRODUCTS



DOORS



WINDOWS

— WE SERVE, BY CARING FOR —
DETAILS
IN WAYS OTHERS WON'T

Across ProVia's complete line of products, you can be confident we put the same care into every detail of doors, windows, siding and stone.





SIDING

STONE



At ProVia, we care about our customers as much as we do the products and services we meticulously provide. We combine old-world craftsmanship with state-of-the-art technology to deliver personalized care with every order. We invite you to experience ProVia's full line of products crafted The Professional Way - which includes the industry's best in doors, windows, siding and stone.

Look at our full line of products at:
provia.com

ASPECT™

PATIO DOORS

"To serve, by caring for details in ways others won't." It's not just our mission, but a way of letting our light shine every day at ProVia. We continually strive to put these words into action by providing unmatched quality and service. The P-icon symbolizes each employee's commitment to devoting the utmost care, pride and quality into each building product we manufacture...it's The Professional Way.



THE PROFESSIONAL WAY

Doors • Windows • Siding • Stone
provia.com

© 2017 ProVia
P-MK-02750-17 2/17

Distributed by: